




Term 2, Week17
04/03/2021



WEEKLY NEWSLETTER



Our Thursday activity
04 Mar 2021
Planting Day



What we will learn this week

Theme of the month: On the farm

This week we learned:
(28 Feb – 04 Mar)

Letter: R r
Number: 7
Colour: Pink
Shape: Heart



R 7

Next week we will learn
(07 Mar - 11 Mar) :

Letter: M m
Number: 8
Colour: Black
Shape: Kite

Everything can be achieved through **DREAM, PLAY and LEARN**

Teacher: Ms CANDICE
Assistant: Ms Marilou

Peacocks Class



This week, we started preparing for our new theme, In The Garden, which starts next week. We learnt about plants and how they grow from small seeds into big plants. To show how that happens, we enjoyed completing the 'growing beans' science experiment. We placed damp cotton balls into a ziplock bag with some beans and attached them on the window. We can't wait to see what happens!



Teacher: Ms Khalida
Assistant: Ms Arlene

Parrots Class



This week Parrot Class enjoyed lots of outside activities. We continued learning more about plants and flowers from our topic In The Garden, we sprayed our plants with water and we moved our bodies creatively and mimicked blooming flowers such as the changes we see in nature, opening and closing our petal arms.



Everything can be achieved through **DREAM, PLAY** and **LEARN**



Teacher: Ms YULIYA
Assistant: Ms Melissa

Woodpeckers' Class



Wonderful Woodpeckers had a great time this week learning the sound of the letter r. The joy of experimentation reflects on their faces as they made their robots and used different resources and shapes to create rockets. It was such a pleasure to see the children's happy faces as they were sticking colourful papers to make amazing rainbows.

I am so proud having these beautiful minds in our classroom




Teacher: Ms Favour
Assistant: Ms Analiza

Owl class



This week was about team work and personal expression through art using various media. The children had fun cutting, tearing and making snips on scraps of paper and then making a collage with it. We used Guissepe Acrimboldo's art work as inspiration for our fruits and vegetables art. The children were also busy working on their counting skills. It was fun transplanting our seedlings/ sprouts for individual planting day.



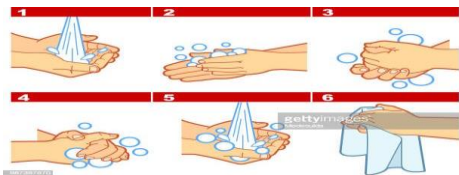
Everything can be achieved through **DREAM, PLAY and LEARN**

Teacher: Ms Linda
Assistant: Ms Arlene

Ducklings Class



Dear parents ,
Please protect yourselves
by washing your hands
frequently , wearing a
face mask , keeping a
safe distance and
avoiding contact with sick
people . Keep safe and be
healthy !



Thursday Activity
11 Mar 21
Sports Day

